


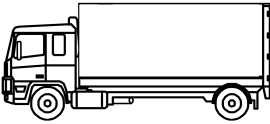
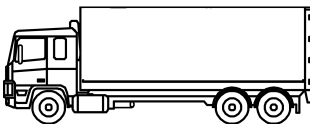
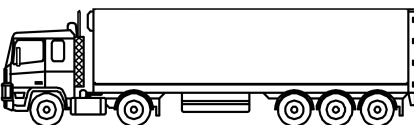
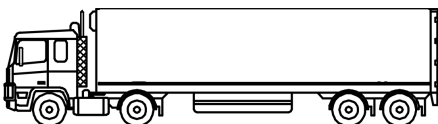



Vehicle Types

according Eurocode + Dutch National Annex

	Vehicle Type	[kN] Axle Load	[kN] Used Load	[mm x mm] Wheel Area	Code
(A)	 Light vehicles < 2500 kg	10 kN 10 kN (1kN = 100kg)	5 kN	100 x 100	Traffic area NEN-EN 1991-1-1 NB. Table 6.8 (2011)
(B)	 Average weight vehicles between 2500 kg and 12000kg	40 kN 40 kN	20 kN	200 x 200	Traffic area NEN-EN 1991-1-1 NB. Table 6.8 (2011)
(C)	 Forklifts	front axle load per class FL1 : 21 kN FL2 : 31 kN FL3 : 44 kN FL4 : 60 kN FL5 : 90 kN FL6 : 110 kN	Solid tyres and in- cluding dynamic factor FL1 : 26 kN FL2 : 40 kN FL3 : 63 kN FL4 : 90 kN FL5 : 140 kN FL6 : 170 kN	200 x 200	Forklifts NEN-EN 1991-1-1 Table 6.6 (2011)
(D)		70 kN 130 kN	65 kN	320 x 320	Trucks NEN-EN 1991-1-2 NB Table 4.7 (2011)
(E)		70 kN 120 kN 120 kN	60 kN	320 x 320	Trucks NEN-EN 1991-1-2 NB Table 4.7 (2011)
(F)		70 kN 150 kN 90 kN 90 kN 90 kN	75 kN	320 x 320	Trucks NEN-EN 1991-1-2 NB Table 4.7 (2011)
(G)		70 kN 140 kN 90 kN 90 kN	70 kN	320 x 320	Trucks NEN-EN 1991-1-2 NB Table 4.7 (2011)
(H)		70 kN 130 kN 90 kN 80 kN 80 kN	65 kN	320 x 320	Trucks NEN-EN 1991-1-2 NB Table 4.7 (2011)
(I)	User defined input	.. kN	.. kN	... x ...	